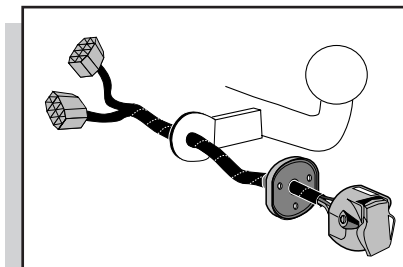


Montage-handleiding elektrokabelset voor
trekhaak met 12-N contactdoos
vlg. DIN/ISO norm 1724


Fitting instructions electric wiringkit
towbar with 12-N socket up to
DIN/ISO norm 1724

Einbauanleitung Elektrosatz
Anhängervorrichtung mit 12-N Steckdose
lt. DIN/ISO Norm 1724

Instructions de montage du faisceau
électrique pour crochet d'attelage
conforme à la norme DIN/ISO 1724
prise 12-N



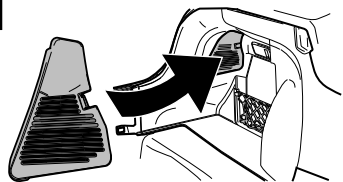
TOYOTA COROLLA 1997-10/1999




Bestel Nr.: TOY-086-B

Liftback

19

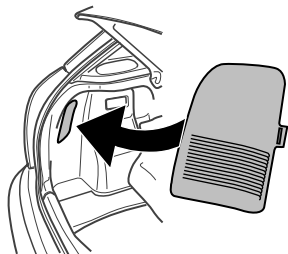


20

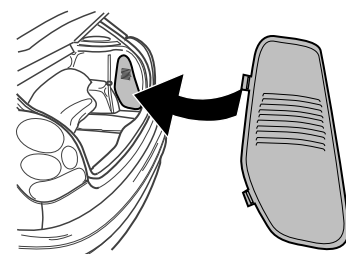


Hatchback

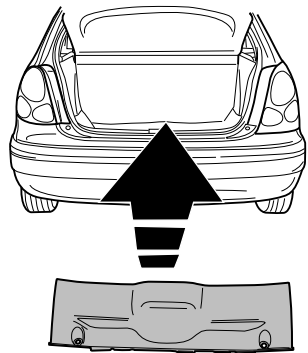
21



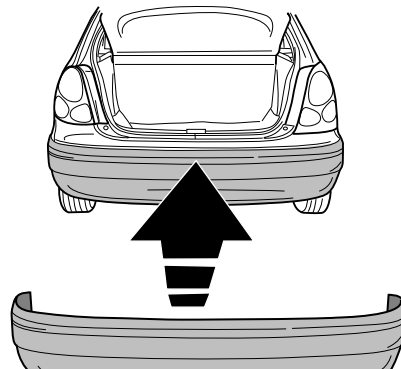
22



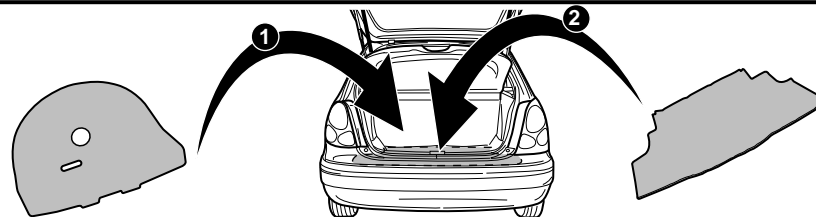
23



24




25

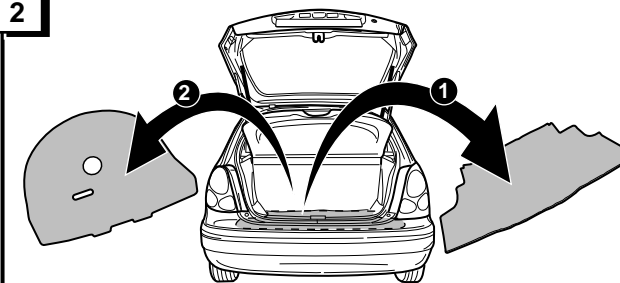


Liftback / Hatchback

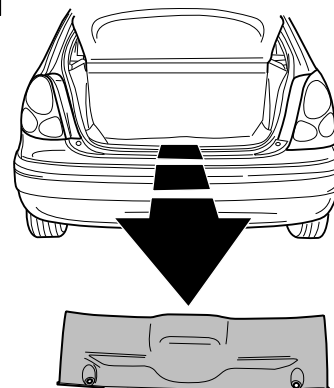
1



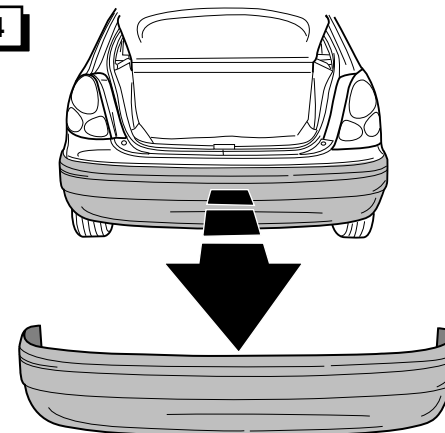
2



3

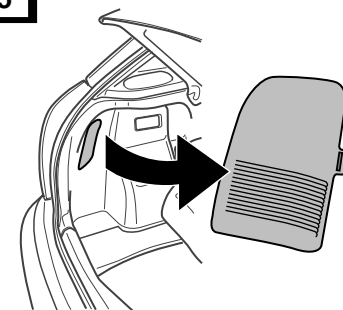


4

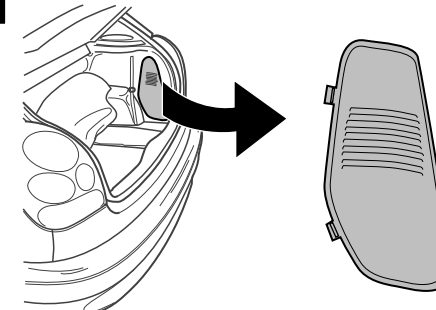


Hatchback

5



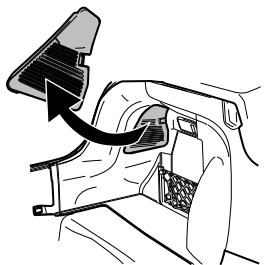
6



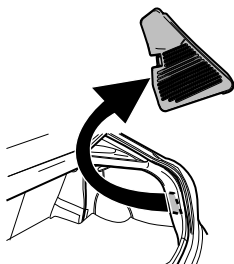
Liftback

Liftback / Hatchback

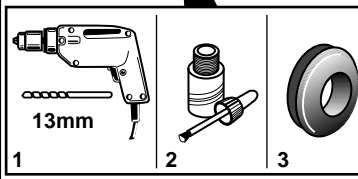
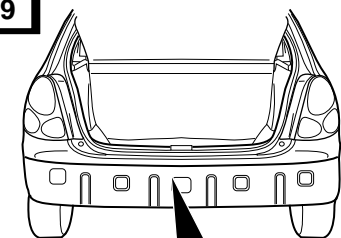
7



8

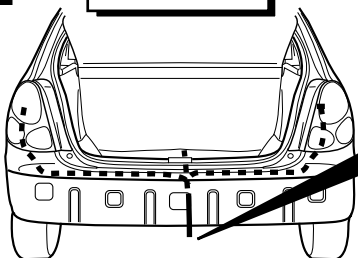


9



10

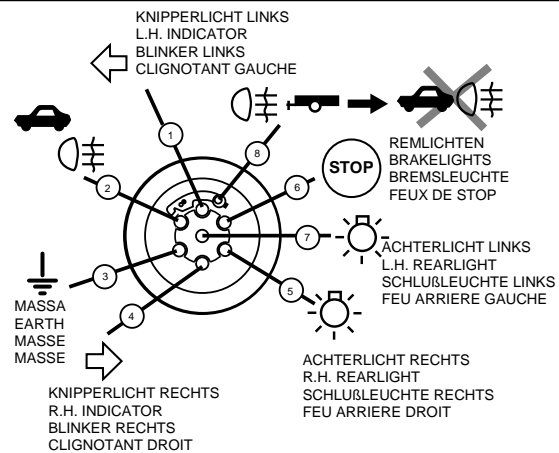
ROUTING



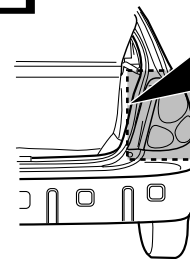
11

	NL	GB	D	FR
1 = L	GEEL	YELLOW	GELB	JAUNE
2 = 54-G	BLAUW	BLUE	BLAU	BLEU
3 = 31	WIT	WHITE	WEIß	BLANC
4 = R	GROEN	GREEN	GRÜN	VERT
5 = 58-R	BRUIN	BROWN	BRAUN	MARRON
6 = 54	ROOD	RED	ROT	ROUGE
7 = 58-L	ZWART	BLACK	SCHWARZ	NOIR
8 = 58-B	GRIJS	GREY	GRAU	GRIS

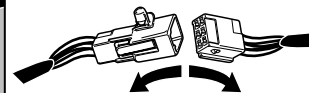
12



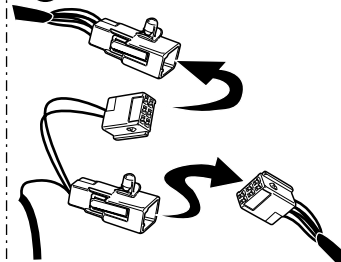
13



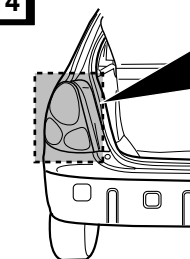
1



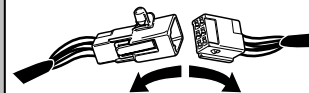
2



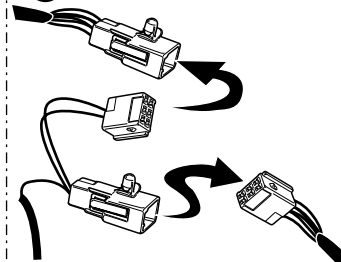
14




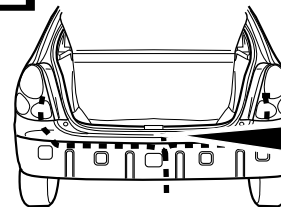
1



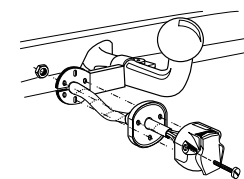
2




15



16



17



18

! **CONTROLEER FUNCTIES !**
! **CHECK FUNCTIONS !**
! **FUNKTIONEN KONTROLIEREN !**
! **CONTRÔLER LES FONCTIONS !**